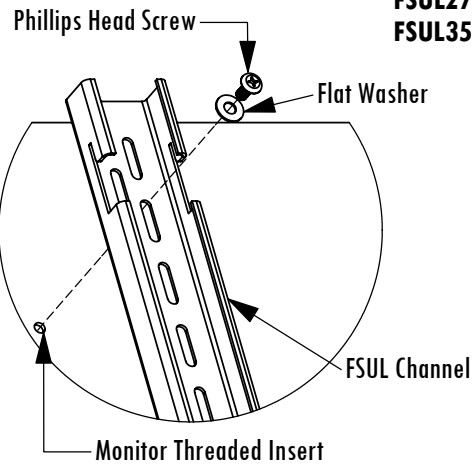
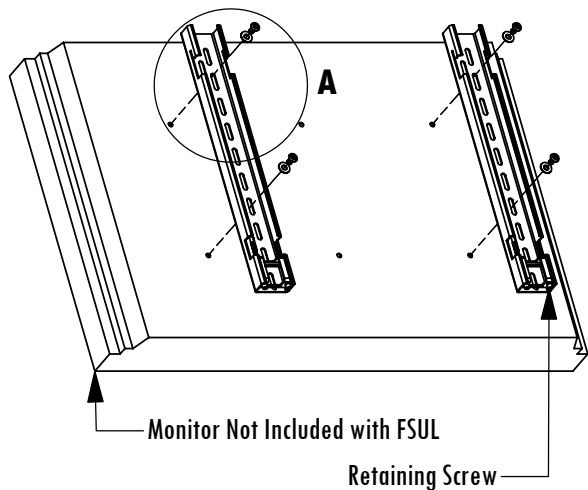


# FSUL Series

## Flat Back Monitor Attachment



**DETAIL A**

**FSUL2014** for 22" - 32" Flat Panel Monitors with Threaded Inserts up to 20" apart  
**FSUL2720** for 32" - 40" Flat Panel Monitors with Threaded Inserts up to 27" apart  
**FSUL3520** for 40"+ Flat Panel Monitors with Threaded Inserts up to 35" apart

Determine which type of monitor attaching hardware is required for the monitor as specified by the monitor manufacturer. Various sizes of monitor attaching screws are provided for convenience (See the hardware list below) If the monitor's inserts are flat along the back of the monitor, follow the Flat Back Monitor Attachment instructions below. (DETAIL A) If the monitor has recessed inserts, follow the Recessed Insert Monitor Attachment instructions below. (DETAIL B)

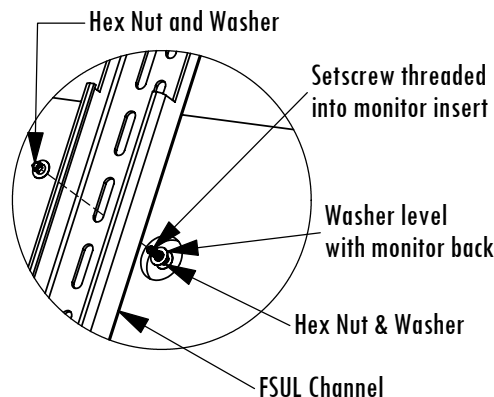
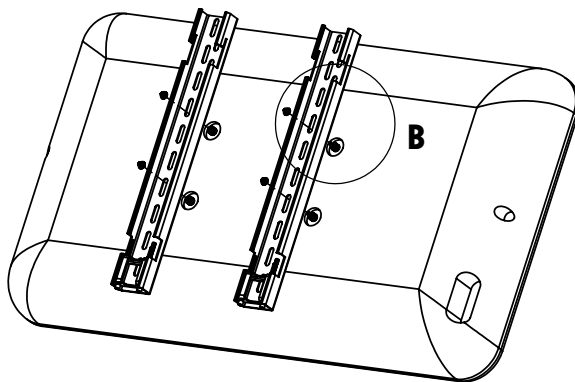
## Flat Back Monitor Attachment

1. Place the FSUL Channels vertically on the threaded inserts with the Retaining Screws at the bottom. Align four available holes in the channels with the monitor's inserts. The tops of the FSUL Channels must be even.
2. Secure to the monitor with a washer and a Phillips screw in each insert.

## Recessed Insert Monitor Attachment

1. Thread the setscrews at least 1/4" into the threaded inserts. Secure with a nut and washer.
2. Use additional washers as spacers so that the top washer is level with the surface of the back of the monitor. Check that the washers are all the same height to keep the channels level on the mount.
3. Place the FSUL Channels vertically over the setscrews with the Retaining Screws at the bottom. The tops of the channels must be even.
4. Secure to the monitor with a washer and a nut for each setscrew.

## Recessed Insert Monitor Attachment



**DETAIL B**

## Hardware List

|                                    |   |                       |    |
|------------------------------------|---|-----------------------|----|
| #14 x 2-1/2" HWH Lag Screws .....  | 4 |                       |    |
| 1/4" x 1-1/4" Fender Washers ..... | 4 |                       |    |
| #10-24 x 2-3/4 SHC Screws .....    | 4 |                       |    |
| 5/32" Hex Wrench .....             | 1 |                       |    |
| 4mm x 25mm Setscrews ...           | 4 | 4mm Hex Nuts ...      | 8  |
| 5mm x 30mm Setscrews ...           | 4 | 5mm Hex Nuts ...      | 8  |
| 6mm x 30mm Setscrews ...           | 4 | 6mm Hex Nuts ...      | 8  |
| 8mm x 30mm Setscrews ...           | 4 | 8mm Hex Nuts ...      | 8  |
| 4mm x 16mm Phillips Screws ...     | 4 | 5mm Flat Washers ...  | 24 |
| 5mm x 16mm Phillips Screws ...     | 4 | 1/4" Flat Washers ... | 12 |
| 6mm x 16mm Phillips Screws ...     | 4 | 8mm Flat Washers ...  | 12 |
| 8mm x 16mm Phillips Screws ...     | 4 |                       |    |

